

COVID-19 and Children's Surveillance Report

Number 20

Compiled: 23 May 2022





Contents

Aim	2
Methods	2
Overview	2
Summary	6
List of abbreviations	10
Australia: Australian Capital Territory	11
Australia: New South Wales	12
Australia: Tasmania	13
Australia: Victoria	14
Canada	15
Denmark	16
England, UK	17
Finland	18
Netherlands	19
Scotland, UK	20
Singapore	21
South Africa	22
USA	23
USA: Impact of vaccination on disease incidence	24
Authors	25

To subscribe and receive the weekly reports, please email: asiapacific.health@mcri.edu.au



Aim

- To provide a weekly summary on the latest COVID-19 surveillance data in children and adolescents, with a focus on Australian States and Territories as well as specific countries that are relevant to the Australian context because of their size, COVID-19 epidemiology, the mitigation measures in place and data availability.
- Data on Multisystem Inflammatory Syndrome in Children (MIS-C), otherwise known as Paediatric Inflammatory Multisystem Syndrome (PIMS-TS), is included where available.

Methods

- This report is updated weekly using the most recently available data from government websites.
- Excess mortality data are sourced from EuroMOMO and Our World in Data. Excess mortality refers to the number of deaths from all causes during a crisis above and beyond what we would have expected to see under 'normal' conditions.¹ In this case, we are interested to compare the number of deaths during the COVID-19 pandemic compared to the expected number of deaths had the pandemic not occurred.
- Caveat: The number of cases in both unvaccinated and vaccinated children increases if school mitigation measures are few, or there are changes to testing criteria and the adoption of screening in schools which identifies asymptomatic cases. In the absence of random sampling of the population by age group or seroprevalence surveys, trends in case numbers are relatively an unreliable indicator to determine how much SARS-CoV-2 is circulating. Due to the nature of the testing, the number of cases and the age distribution of cases will be biased towards the age groups that are tested most. This means that if there is asymptomatic screening in school-age children then it will appear that children contribute more to case numbers than any other age group. Additionally, several countries have changed their testing requirements to no longer test asymptomatic cases and do not require reporting unless at high risk.

Overview

- The Omicron variant of concern² has been detected in 188 countries³ (up from 187 countries in the last report) and is the predominant variant worldwide due to its high transmissibility. Subvariant BA.2 has replaced BA.1 as the predominant Omicron subvariant in most regions included in this report, including New South Wales (NSW), Canada, Denmark, Finland, the Netherlands and the UK. BA.2 and BA.2.12.1 are now the predominant variants in the USA. BA.4 has replaced BA.2 as the predominant variant in South Africa. Genomic surveillance data is not publicly available for the Australian Capital Territory (ACT), Tasmania, Victoria and Singapore.
- With the predominance of Omicron in many settings and with vaccines having lower effectiveness against infection for this variant, the age distribution of cases has changed. Reports from NSW, the UK and Denmark, regions which have intensive surveillance, indicate that transmission mainly occurred in 20-29 year olds initially, with cases in children and adolescents increasing as schools reopened after the end-of-year holidays, which in most settings have now declined. However, in the absence of population-based random sampling for testing and changes to testing, it is problematic to compare case trends between and within countries. The UK is the only country in this report that undertakes random sample infection surveys.⁴
- Additionally, PCR/rapid antigen tests (RAT) underestimate the true infection rates. In the UK, seroprevalence surveys found that 97.6% of children aged 8-11 years had evidence of prior infection with SARS-CoV-2 by the third week of Feb 2022 during the Omicron (BA.1) wave.⁵ In the USA, 68% of children aged 1-4 years, 77% aged 5-11 years and 74% aged 12-17 years were infected over six months, highlighting the high transmissibility of the Omicron variant.⁶
- Hospitalisations in children and adolescents has declined even in children who are too young to be vaccinated.

¹ Our World in Data. Excess mortality during the Coronavirus pandemic (COVID-19). London, United Kingdom: Global Change Data Lab; 2022. <https://ourworldindata.org/excess-mortality-covid>

² World Health Organization (WHO). Update on Omicron 28 November 2021. Geneva, Switzerland: WHO; 2021. <https://www.who.int/news/item/28-11-2021-update-on-omicron>

³ GISAID. Tracking of Variants. Munich, Germany: GISAID; 2022. <https://www.gisaid.org/hcov19-variants/>

⁴ Dean N. Tracking COVID-19 infections: time for change. Nature. 8 February 2022. <https://www.nature.com/articles/d41586-022-00336-8>

⁵ Office for National Statistics (ONS). Coronavirus (COVID-19) antibody and vaccination data for the UK. London, United Kingdom: ONS; 2022. <https://www.ons.gov.uk/peoplepopulationandcommunity/healthandsocialcare/conditionsanddiseases/datasets/coronaviruscovid19antibodydatafortheuk>

⁶ Clarke KEN, Kim Y, Jones J, et al. Pediatric infection-induced SARS-CoV-2 seroprevalence estimation using commercial laboratory specimens: how representative is it of the general U.S. pediatric population? [Preprint]. SSRN. 2022. https://papers.ssrn.com/sol3/papers.cfm?abstract_id=4092074



School mitigation measures

- All countries in this report reopened schools during the Omicron period.
- School mitigation measures include RATs and multiple measures in many countries.
- Currently, there are no mask mandates for primary school-age children in any Australian state or territory. Victoria and Western Australia had a mask mandate for year 3 onwards until the end of term 1 2022. NSW and Victoria mandated masks for secondary school students until late Feb 2022. The ACT requires masks for high school students who are household contacts. Tasmania requires all school staff and secondary school students to wear masks. No Nordic countries have had mask mandates for children and several countries have never recommended masks for children. England does not have a mask mandate in most places including schools, whereas Scotland requires masks for specific circumstances in secondary schools. Singapore and South Africa require masks in schools.
- Finland and Denmark have lifted all restrictions since Feb 2022. The Netherlands and England have removed most restrictions.
- Although vaccines generally have lower effectiveness against Omicron infection, they are still highly effective against severe disease.
- All countries included in this report are offering vaccination to primary school-age children and adolescents, except for South Africa. First dose coverage rates range from ~6-80% among 5-11 year olds and ~54-99% among 12-15 year olds.

Trends in cases and hospitalisations

- **Cases:** Following the peak in cases and reopening of schools in Victoria and NSW in Feb 2022, cases, hospitalisations, ICU admissions and deaths declined with subvariant BA.1. This pattern was similarly observed after schools reopened in 2020 with the ancestral strain, and in 2021 with the Delta variant. School cases occur but there was no evidence during these periods that they drive community transmission, as the peak of the BA.1 wave occurred during the school holidays and reflected broader community transmission. However, cases amongst school-age children increased in the ACT and Tasmania following school reopening in Feb 2022. This also coincided with an increase in testing availability during school term. During term 1, cases in school-age children peaked in NSW and the ACT in mid-Mar and in Tasmania in late Mar to early Apr 2022, 2-4 weeks before school holidays commenced. BA.2 replaced BA.1 as the predominant subvariant in NSW and Victoria. Omicron subvariants BA.4, BA.5 and BA.2.12.1 have been detected in both states (detected in sewerage samples in Victoria). Cases continue to decline in school age children in ACT, NSW and Tasmania in Term 2.
- Fine age category breakdown by year of age is not available for children except for England and The Netherlands which both showed an age-dependent increase in case rates up to about 13 years of age. This pattern was seen for all variants. This may be due to younger children being more efficient at clearing the virus.⁷
- A study in children <5 years infected with the Omicron and Delta variants in the US found that⁸:
 - Incidence rates increased from 1.0-1.5 (Delta period) to 2.4-5.6 cases per 1000 persons per day (Omicron emergence). Monthly rates peaked in Jan 2022 during the Omicron period at 8.6 cases per 1000 persons per day.
 - Omicron infection was higher in children aged 0-2 years compared to 3-4 years.
- For educational staff, the Netherlands found similar case rates in educational staff vs the general adult population. During 14 Mar to 24 Apr 2022, of 60,496 people tested and working in education or childcare, 64.7% were positive. In comparison, 65.1% of the 1,060,385 adults tested were positive in the same period.⁹
- Some countries had an increase in cases in children and adolescents with schools reopening during the Omicron period, which mostly declined within a few weeks.
- **Hospitalisations:** Similarly, hospitalisations briefly increased in children, but this has been a combination of admission for COVID-19 treatment and incidentally testing positive when admitted for an unrelated condition. This has declined even in children too young to be vaccinated.
- In the USA, the increase in paediatric hospitalisations during the Omicron wave was seen more so in the 0-4 year old age group but was higher in 0-2 year olds compared to 3-4 year olds.¹⁰ The rate of hospitalisations during the peak of the Omicron wave (first week of January 2022) was highest in children aged 0-4 years at 14.5 per 100,000 children (five times that of Delta peak of 2.9).¹¹ Hospitalisation rates were lowest in the 5-11 year age group at approximately 3 per 100,000, which is the lowest of all age groups. The monthly hospitalisation rate of unvaccinated adolescents aged 12-17 years was six times higher than fully vaccinated adolescents (23.5 vs 3.8 per 100,000). Hospitalisations in children aged 0-4 years decreased by mid-February 2022 to 3.9 per 100,000. Recent data is not yet available for the 12-17 year age groups.¹²

⁷ Mallapaty S. Kids show mysteriously low levels of COVID antibodies. Nature. 10 March 2022. <https://www.nature.com/articles/d41586-022-00681-8>

⁸ Wang L, Berger NA, Kaelber DC, et al. Incidence rates and clinical outcomes of SARS-CoV-2 infection with the Omicron and Delta variants in children younger than 5 years in the US. JAMA Pediatrics. 2022. <https://doi.org/10.1001/jamapediatrics.2022.0945>

⁹ National Institute for Public Health and the Environment (RIVM). Research results from GGD data about children and COVID-19. Amsterdam, The Netherlands: Ministry of Health, Welfare and Sport; 2022. <https://www.rivm.nl/en/coronavirus-covid-19/children-and-covid-19/research-results-ggd-data>

¹⁰ Pediatric COVID-19 update: 7 January 2022. New York, USA: New York State Department of Health; 2022. https://www.health.ny.gov/press/releases/2022/docs/pediatric_covid_19_hospitalization_report_summary.pdf

¹¹ Marks KJ, Whitaker M, Anglin O, et al. Hospitalizations of children and adolescents with laboratory-confirmed COVID-19 - COVID-NET, 14 States, July 2021 - January 2022. MMWR. 2022;71(7):271-8. <https://www.cdc.gov/mmwr/volumes/71/wr/mm7107e4.htm>

¹² Marks KJ, Whitaker M, Anglin O, et al. Hospitalizations of infants and children aged 0-4 years with laboratory-confirmed COVID-19 - COVID-NET, 14 States, March 2020 - February 2022. MMWR. 2022;71(11):429-36. https://www.cdc.gov/mmwr/volumes/71/wr/mm7111e2.htm?cid=mm7111e2_w



- During the Omicron wave in South Africa, paediatric cases were higher than in the three previous SARS-CoV-2 waves and hospitalisations in children uncharacteristically increased ahead of adults. Nearly two-thirds (63%) of the paediatric hospitalisations were in children aged 0-4 years and 44% of these had a primary diagnosis of COVID-19.¹³
- In Europe, there has not been a substantial increase in excess mortality in children aged 0-14 years throughout the Omicron period.¹⁴
- There is no evidence that school re-opening during the Omicron BA.1 period (and BA.2 for Denmark) has increased community transmission or increased excess mortality in all ages. Where reported, excess mortality has declined, except for temporary increases in Denmark and the Netherlands which are now declining.

Clinical summary

- During the Omicron BA.1 surge, the clinical manifestations in children have been similar to other common paediatric respiratory viral infections. Croup has been a common reason for admission in the 0-4 year age group with admission to ICU for monitoring and treatment.¹⁵
- In the United States, acute upper airway disease in SARS-CoV-2 positive children increased during the Omicron wave (1.5% pre-Omicron vs 4.1% Omicron). More than one-fifth of children hospitalised with SARS-CoV-2 and upper airway disease developed severe disease.¹⁶
- An analysis of paediatric hospitalisation data in England (Dec 2020 to Jan 2022 spanning Alpha, Delta and Omicron waves) found that¹⁷:
 - Amongst children hospitalised with COVID-19, 10% (15/147) were admitted with severe COVID-19 presenting as pneumonitis, mainly during the Alpha wave (10/15, 67%) and in older children and adolescents (9/15, 60% aged 12-18 years) with comorbidities (11/15, including 8 with immunosuppression). One third (49/147, 33%) had SARS-CoV-2 as a likely contributor to hospitalisation. The remaining 56% (83/147) incidentally tested positive for SARS-CoV-2 when admitted for an unrelated non-infectious condition.
- An analysis of children <5 years infected with the Omicron and Delta variants in the US found that the risk of severe clinical outcomes in children infected with Omicron were significantly lower than those with Delta.¹⁸
- During the Omicron period (mid-Dec 2021 to late Feb 2022) in the USA, COVID-19-associated hospitalisation rates in children aged 5-11 years were approximately twice as high among unvaccinated as among vaccinated children. There were no underlying medical conditions in 30% of children and 19% were admitted to ICU. Children with diabetes and obesity were more likely to experience severe COVID-19.¹⁹
- In South Africa, most of these children (88%) required standard ward care and 20% needed oxygen therapy, while 5% were ventilated and 3% died during the study period. All children were unvaccinated against COVID-19.²⁰
- **MIS-C:** Data from the US and UK both show that despite a large increase in cases during BA.1, the number of MIS-C cases did not increase. MIS-C declined in the USA.²¹ A UK study found that compared with the Alpha wave, there were fewer cases of MIS-C relative to SARS-CoV-2 cases during both the initial and subsequent Delta waves, and continuing into the Omicron wave despite extensive spread of BA.1.²² Compared to the Alpha wave, the proportion of MIS-C cases to SARS-CoV-2 cases were lower in pre-vaccine Delta, post-vaccine Delta and Omicron waves, at 56%, 66% and 95% lower respectively.
- A multinational study from North America, Latin America and Europe of 557 critically ill children hospitalised for COVID-19 from 55 sites, found that half had comorbidities, hospital mortality was 10% and higher in children <2 years (15%, odds ratio 1.94) and most who died had pulmonary disease. When adjusted for confounders, mortality-associated factors included cardiac (adjusted OR 2.89) or pulmonary comorbidities (aOR 4.43), admission hypoxemia (aOR 2.44) and lower respiratory symptoms (aOR 2.96). Lower mortality was associated with MIS-C (aOR 0.25), receiving methylprednisolone (aOR 0.5), intravenous immunoglobulin (aOR 0.32) and anticoagulation (aOR 0.49), but these associations might be limited to children >2 years.²³

¹³ Cloete J, Kruger A, Masha M, et al. Paediatric hospitalisations due to COVID-19 during the first SARS-CoV-2 omicron (B.1.1.529) variant wave in South Africa: a multicentre observational study. *Lancet Child & Adolescent Health*. 2022;6(5):294-302. [https://www.thelancet.com/journals/lanchi/article/PIIS2352-4642\(22\)00027-X/fulltext](https://www.thelancet.com/journals/lanchi/article/PIIS2352-4642(22)00027-X/fulltext)

¹⁴ EuroMOMO. Graphs and maps. Copenhagen, Denmark: Statens Serum Institut (SSI); 2022. <https://www.euromomo.eu/graphs-and-maps>

¹⁵ Omicron drives record cases of child COVID hospitalisations. *Financial Times*. 17 January 2022. <https://www.ft.com/content/28be9d3f-0b12-4c33-bda9-fbfff375c0b7e>

¹⁶ Martin B, DeWitt PE, Russell S, et al. Acute upper airway disease in children with the Omicron (B.1.1.529) variant of SARS-CoV-2 - a report from the US National COVID Cohort Collaborative. *JAMA Pediatrics*. 2022. <https://jamanetwork.com/journals/jamapediatrics/fullarticle/2791278>

¹⁷ Zsigmond B, Breathnach AS, Mensah A, et al. Hospitalisations in children with confirmed SARS-CoV-2 infection during December 2020 to January 2022: retrospective single-centre cohort, London, England. *SSRN*. 2022. <https://dx.doi.org/10.2139/ssrn.4038380>

¹⁸ Wang L, Berger NA, Kaelber DC, et al. Incidence rates and clinical outcomes of SARS-CoV-2 infection with the Omicron and Delta variants in children younger than 5 years in the US. *JAMA Pediatrics*. 2022. <https://doi.org/10.1001/jamapediatrics.2022.0945>

¹⁹ Shi DS, Whitaker M, Marks KJ, et al. Hospitalizations of children aged 5-11 years with laboratory-confirmed COVID-19 - COVID-NET, 14 States, March 2020 - February 2022. *MMWR*. 2022;71(16):574-81. https://www.cdc.gov/mmwr/volumes/71/wr/mm7116e1.htm?cid=mm7116e1_w

²⁰ Cloete J, Kruger A, Masha M, et al. Paediatric hospitalisations due to COVID-19 during the first SARS-CoV-2 omicron (B.1.1.529) variant wave in South Africa: a multicentre observational study. *Lancet Child & Adolescent Health*. 2022;6(5):294-302. [https://www.thelancet.com/journals/lanchi/article/PIIS2352-4642\(22\)00027-X/fulltext](https://www.thelancet.com/journals/lanchi/article/PIIS2352-4642(22)00027-X/fulltext)

²¹ Does Omicron hit kids harder? Scientists are trying to find out. *Nature*. 04 February 2022. <https://www.nature.com/articles/d41586-022-00309-x>

²² Cohen JM, Carter MJ, Cheung CR, et al. Lower risk of paediatric inflammatory multisystem syndrome (PIMS-TS) with the Delta variant of SARS-CoV-2 [Preprint]. *medRxiv*. 2022. <https://www.medrxiv.org/content/10.1101/2022.03.13.22272267v1>

²³ Gonzalez-Dambrauskas S, Vasquez-Hoyos P, Camporesi A, et al. Paediatric critical COVID-19 and mortality in a multinational prospective cohort. *Lancet Regional Health - Americas*. 2022;12:100272. <https://www.sciencedirect.com/science/article/pii/S2667193X22000898?via%3Dihub>



Summary of COVID-19 epidemiology in children and adolescents

Country	Predominant variants	Cases	Hospitalisations	MIS-C/PIMS-TS	Deaths [^]
ACT, Australia	Not reported	↓	Stable	Not reported	0
NSW, Australia	Omicron BA.2	↓	↓*	Not reported	4 ^b
TAS, Australia	Not reported	↓	Not available	Not reported	0
VIC, Australia	Not reported	Stable	Not available	Not reported	2 ^b
Canada	Omicron BA.2	↓	Not available	Not reported	48 ^b
Denmark	Omicron BA.2	Stable	Stable	44 cases [*]	7 ^b
England, UK	Omicron BA.2	↓	Stable	Not reported	90 ^{b, #, z}
Finland	Omicron BA.2	↓	Not available	Not reported	0
Netherlands	Omicron BA.2	Stable	Stable	Not reported	Not reported
Scotland, UK	Omicron BA.2	↓*	↓	Not reported	5 ^{a, #}
Singapore	Not reported	↓	Stable	5 cases ⁻	0
South Africa	Omicron BA.4 & BA.5	Stable	↑	Not reported	865 ^b
USA	Omicron BA.2 & BA.2.12.1	↑	↑	8210 cases	1062 ^b

Note: Trends and values are for children only, unless otherwise specified.

*Available data includes both children and adults.

^{*}During the Omicron period (1 Nov 2021 - 1 Feb 2022). ⁻Last reported 8 Nov 2021. ^zLast reported 7 Apr 2022.

[^]Age range for child deaths between 0-19y except Scotland (0-14y) and USA (0-17y). Deaths ^adue to COVID-19 or ^bwith COVID-19. [#]In the past year.



Summary

- In **Australia**, COVID-19 Public Health and Social Measures (PHSM) and trends differ by State/Territory.
 - Nationwide, approximately 53% of 5-11 year olds and 85% of 12-15 year olds have received at least one dose of vaccine.
 - From early Apr 2022, a second booster dose is offered to all aged 65 years and older and high-risk groups, including Indigenous Australians 50 years and older, individuals living in aged or disability care and immunocompromised individuals aged 16 years and older. From late May 2022, the second booster dose is extended to all aged 16-64 years with a medical condition that increases their risk of severe COVID-19 illness and people with disability with significant or complex health needs.
 - Australia has one of the highest testing rates per capita globally.²⁴
 - Excess mortality increased by 20.5% in Jan to Feb 2022. COVID-19 was the fourth most common cause of death in Feb.²⁵
- The **ACT** closed schools for holidays in early Apr and reopened in late Apr 2022.
 - Masks are no longer required in most settings and the advice to work from home has been removed.
 - Schools have multi-layered mitigation strategies in place, including mask-wearing only for high school students who are household contacts. RATs are now provided as needed.
 - Approximately 80% of 5-11 year olds and >99% of 12-15 year olds have received at least one dose of vaccine.
 - Case numbers are declining in all ages, with currently ~900 confirmed cases per day in all ages.
 - Cases are highest in the 0-17, 18-39 and 40-64 year age groups and lowest in the 65+ year age group. Children across the state were offered RATs in the first eight weeks of the school year (Jan to Feb 2022), during which time they were likely to be over-represented in case numbers and the percentage contribution to total cases due to increased testing.
 - The hospitalisation rates for 0-17 year olds was very low at 1 per 100,000 and now 0. It is unknown how many are incidental. Of all the hospitalisations in <17 years, 73% are unvaccinated.
 - There have been no deaths in children throughout the entire pandemic.
- **NSW** schools closed for holidays in early Apr and reopened in late Apr 2022.
 - Masks are no longer required in most settings and advice to work from home has been removed.
 - Schools have multi-layered mitigation strategies in place, including RATs for symptomatic individuals and close contacts and maximising classroom ventilation.
 - Approximately 50% of 5-11 year olds and 83% of 12-15 year olds have received at least one dose of vaccine.
 - Cases are declining, with currently ~9900 confirmed cases per day in all ages.
 - Cases declined in school-age children 2-3 weeks before term 1 school holidays, which may be due to reductions in testing. Children across the state were offered weekly RATs until the end of Feb 2022, during that time they were likely to be over-represented in case numbers and the percentage contribution to total cases due to increased testing.
 - There is no data on hospitalisation trends by age, but overall hospitalisations are declining.
 - Four children have died with COVID-19 throughout the entire pandemic.
- **Tasmania** closed schools for holidays in mid-Apr and reopened in early May 2022.
 - Masks are no longer required in most settings.
 - Schools have multi-layered mitigation strategies in place, including mask-wearing for all school staff and secondary school students, RATs for symptomatic individuals and close contacts, cohorting and supply of air-purification devices.
 - Approximately 64% of 5-11 year olds and 87% of 12-15 year olds have received at least one dose of vaccine.
 - There are currently ~980 confirmed cases per day in all ages. Case numbers in school-age children started declining two weeks before term 1 school holidays commenced.
 - Cases are highest in the 30-49 year age group, followed by the 0-4 and 20-29 age groups, and lowest in the 70+ age group. Children across the state are offered RATs through schools so are likely to be over-represented in case numbers and the percentage contribution to total cases due to increased testing.
- Hospitalisations and deaths are no longer available by age group, but there have been no deaths in children throughout the entire pandemic. **Victoria** closed schools for holidays in early Apr and reopened in late Apr 2022.
 - Masks are no longer required in most settings and advice to work from home has been removed. Schools have mitigation strategies in place, including improved ventilation and RAT testing (previously twice weekly screening but now only for symptomatic testing).

²⁴ Our World in Data. Total COVID-19 tests per 1,000 people. London, United Kingdom: Global Change Data Lab; 2022. <https://ourworldindata.org/grapher/full-list-cumulative-total-tests-per-thousand-map?tab=table>

²⁵ Australian Bureau of Statistics (ABS). Provisional mortality statistics. Canberra, Australia: ABS; 2022. <https://www.abs.gov.au/statistics/health/causes-death/provisional-mortality-statistics/latest-release>



- Approximately 56% of 5-11 year olds and 89% of 12-15 year olds have received at least one dose of a COVID-19 vaccine.
- Case numbers are high but stabilising, with currently ~11,900 confirmed cases per day in all ages.
 - Children were offered RATs twice weekly in term 1 2022, so were tested more and therefore likely to be over-represented in case numbers and the percentage contribution to all cases, although testing compliance is not known and the daily breakdown by age for PCR/RATs is not available.
 - Since 8 Jan 2022, both PCR and RAT positive results are considered positive cases.
 - Subvariants BA.4, BA.5 and BA.2.12.1 have been detected in sewerage samples, although genomic surveillance data is not publicly available.
- There is no hospitalisation data available by age, but overall numbers in all ages are increasing.
- Two children have died with COVID-19 throughout the entire pandemic.
- In **Europe and North America**, the downward trend continues in many countries and regions, although some regions experienced a new increase due to both an increase in Omicron subvariant BA.2, which is more transmissible, and the easing of restrictions.
- **Canada** closed its schools for a one-week holiday in mid-Mar 2022.
 - PHSM vary by province.
 - Approximately 57% of 5-11 year olds and 88% of 12-17 year olds have received at least one dose of vaccine.
 - There was an initial steep increase in cases due to the Omicron (BA.1) variant followed by a steep downward trend in all age groups. BA.2 became the predominant variant which caused a temporary steep increase in mid-Apr 2022. Cases are now declining.
 - There is no data on hospitalisation trends by age.
 - There have been 48 deaths with COVID-19 in children aged 0-19 years throughout the entire pandemic.
- **Denmark** closed its schools for one-week holidays in mid-Feb and mid-Apr 2022. Excess mortality in all age groups dramatically declined over the Omicron period but slightly increased before decreasing and stabilising over the past two months.²⁶
 - All restrictions have been lifted from Feb 2022.
 - Approximately 47% of 5-11 year olds and 81% of 12-15 year olds have received at least one dose of vaccine.
 - Cases are low and stable in all age groups, although testing is now only recommended for individuals at increased risk for severe disease (data to Report #17, 02 May 2022).
 - Hospitalisations in children have remained relatively stable and very low (data to Report #17, 02 May 2022).
 - There have been seven deaths with COVID-19 in children aged 0-19 years throughout the entire pandemic.
- **England** closed its schools for holidays from early to mid-Apr 2022. Excess mortality in all age groups continues to dramatically decline over the Omicron period.²⁷
 - Most restrictions have been lifted since late Feb 2022. Some remain in place including advice to stay home if positive and mask-wearing in healthcare settings only. Free PCRs and RATs are no longer available for most people.
 - Approximately 8% of 5-11 year olds, 54% of 12-15 year olds and 66% of 16-17 year olds have received at least one dose of vaccine.
 - Cases across all age groups peaked in late Dec 2021 to early Jan 2022 with BA.1 and then decreased, which then increased with subvariant BA.2 but are now decreasing in all age groups.
 - Case rates are highest in the 80+ year age group and lowest in the 0-19 age group. Positivity rates are also highest in the 50+ age group.
 - Case rates in England remained lower than Scotland, Wales and Northern Ireland despite having had fewer restrictions.²⁸
 - Hospitalisations remain stable for most age groups, except in the 75+ age group which is declining but remains high. Hospitalisations remain lowest in children and are stable.
 - Deaths are no longer available by age group but total deaths in all age groups are decreasing.
- **Finland** closed its schools for a one-week holiday in mid-Feb 2022. Excess mortality fluctuated above and below the historical average over the Omicron period but is currently low and continues to decrease.²⁹
 - Few restrictions remain in place and masks are recommended indoors.
 - Approximately 26% of 5-11 year olds and 79% of 12-17 year olds have received at least one dose of vaccine.
 - Cases peaked in Apr 2022 and are declining in all age groups. Cases are highest in the 25-64 year age group.
 - Specialist care admissions remain low and stable in children.

²⁶ EuroMOMO. Graphs and maps. Copenhagen, Denmark: Statens Serum Institut (SSI); 2022. <https://www.euromomo.eu/graphs-and-maps>

²⁷ EuroMOMO. Graphs and maps. Copenhagen, Denmark: Statens Serum Institut (SSI); 2022. <https://www.euromomo.eu/graphs-and-maps>

²⁸ Office for National Statistics (ONS). Coronavirus (COVID-19) Infection Survey, UK: 13 May 2022. London, United Kingdom: ONS; 2022. <https://www.ons.gov.uk/peoplepopulationandcommunity/healthandsocialcare/conditionsanddiseases/bulletins/coronaviruscovid19infectionsurvey/pilot/13may2022>

²⁹ EuroMOMO. Graphs and maps. Copenhagen, Denmark: Statens Serum Institut (SSI); 2022. <https://www.euromomo.eu/graphs-and-maps>



- There have been no deaths in children throughout the entire pandemic.
- **The Netherlands** closed its schools for one-week holidays in mid-late Feb and late Apr to early Mar 2022. Excess mortality declined over the Omicron period, before increasing slightly and decreasing over the past two months.³⁰
 - Few restrictions remain in place, including mask-wearing in airports only and advice to test if symptomatic.
 - Approximately 6% of 5-11 year olds and 69% of 12-17 year olds have received at least one dose of vaccine.
 - Cases due to BA.1 were on a steep downward trend when restrictions eased, including removal of mask-wearing, until late Feb 2022. Subvariant BA.2 resulted in a steep upward trend over a few weeks, followed by a steep decline. There was an age-related increase in cases in children up to 13 years of age.
 - Hospitalisations increased with Omicron (BA.1 and BA.2) but have since declined. There was an increase in the 70+ year age groups, especially in 90+ year olds, but rates are now declining. Rates remained stable and lowest in children.
 - Between Jan 2021 and Apr 2022, children <18 years accounted for 2.3% of all hospital admissions with COVID-19.
 - The number of deaths with COVID-19 in children is not reported.
- **Scotland** closed its schools for a one-week holiday in mid-Feb and a two-week holiday in early to mid-Apr 2022. Excess mortality in all age groups remains low and stable over the Omicron period.³¹
 - Most restrictions have been lifted. Some remain in place including mask-wearing on public transport and some indoor settings. From May 2022, testing is only available to high-risk groups and healthcare workers. Asymptomatic close contacts are not required to isolate and there is reduced isolation time for cases.
 - Approximately 18% of 5-11 year olds, 68% of 12-15 year olds and 81% of 16-17 year olds have received at least one dose of vaccine.
 - Cases across all age groups peaked in Jan and then decreased, before increasing again in mid-Mar 2022 due to BA.2 and are now decreasing. Cases are no longer reported by age group.
 - Hospitalisations in children increased with the BA.2 wave but are now decreasing. For children, hospitalisations are highest in the <1 year age group. Hospitalisations also include children who test positive, irrespective of the reason for admission, so is an overestimate of hospitalisations for treatment of COVID-19.
 - There have been five deaths due to COVID-19 in children aged 0-14 years in the past year.
- **Singapore** closed its schools for a one-week holiday in mid-Mar 2022.
 - From late Apr 2022, restrictions have eased further to include mask-wearing indoors only (including schools), and removal of work from home advice, physical distancing requirements and density limits.
 - Approximately 93% of the entire population has received at least one dose of vaccine. All children aged 5-11 years are offered vaccine.
 - Following a peak in cases with BA.2, there was a decline in case numbers. Cases slightly increased again but are currently decreasing and primarily in the 20-39 year age group.
 - Overall hospitalisations are stable and admissions remain lowest in children.
 - A total of five cases of MIS-C have been reported, all from the Delta wave in mid-late 2021. There has been one ICU admission due to MIS-C up until 8 Nov 2021.
 - There have been no deaths in children throughout the entire pandemic.
- **South Africa** closed its schools for holidays in mid-Mar to early Apr 2022. Overall excess mortality declined over the Omicron period and is now close to baseline levels.³²
 - Few restrictions remain in place, including mandatory indoor mask-wearing for all aged six years and older. Asymptomatic cases are not required to isolate.
 - Approximately 50% of the entire population is fully vaccinated. Vaccination is only offered to those aged 12 years and older.
 - There was a rapid increase in cases due to Omicron BA.1 in all age groups followed by a rapid decrease. Omicron subvariant BA.2 overtook BA.1 as the predominant variant in late Jan 2022 but there was no increase in case numbers. Cases then increased again with BA.4 and BA.5 overtaking BA.2 as the predominant variants but are now stabilising. BA.4 is now the predominant variant.
 - Overall hospitalisations are increasing but so far remain lower than the increase seen with BA.1.
 - There have been 865 deaths with COVID-19 in children aged 0-19 years throughout the entire pandemic. This accounts for <1% of all COVID-19 deaths in the country.
- **The United States** closed its schools for a one-week holiday between Mar-Apr 2022, which varied by location. Excess mortality in all age groups declined over the Omicron period and stabilised.³³
 - The US Centres for Disease Control and Prevention (CDC) recommend multi-layered PHSM, but adoption varies by State and Territory.

³⁰ EuroMOMO. Graphs and maps. Copenhagen, Denmark: Statens Serum Institut (SSI); 2022. <https://www.euromomo.eu/graphs-and-maps>

³¹ EuroMOMO. Graphs and maps. Copenhagen, Denmark: Statens Serum Institut (SSI); 2022. <https://www.euromomo.eu/graphs-and-maps>

³² Our World in Data. Excess mortality during the Coronavirus pandemic (COVID-19). London, United Kingdom: Global Change Data Lab; 2022. <https://ourworldindata.org/excess-mortality-covid>

³³ Our World in Data. Excess mortality during the Coronavirus pandemic (COVID-19). London, United Kingdom: Global Change Data Lab; 2022. <https://ourworldindata.org/excess-mortality-covid>



- Approximately 36% of 5-11 year olds and 69% of 12-17 year olds have received at least one dose of vaccine.
- Cases are on an upward trend in all age groups due to the recent predominance of BA.2 and BA.2.12.1.
- Hospitalisations remain low in children, although there is a slight increase in 0-4 year olds.
- There have been 1062 deaths with COVID-19 in children aged 0-17 years throughout the entire pandemic. This accounts for 0.1% of all COVID-19 deaths in the country.
 - Texas has had the highest number of child deaths (146) and there are three states that have reported zero deaths throughout the entire pandemic.³⁴
- A total of 8210 cases of MIS-C have been reported, including 68 deaths.
 - There was no increase in MIS-C despite the surge of Omicron cases.
- Hospitalisations and deaths include all children who test positive, irrespective of the reason for admission or death, so is likely an overestimate of hospitalisations and deaths due to COVID-19.

³⁴ American Academy of Pediatrics (AAP). Children and COVID-19: State-Level Data Report. Illinois, US: AAP; 2021. <https://www.aap.org/en/pages/2019-novel-coronavirus-covid-19-infections/children-and-covid-19-state-level-data-report/>.



List of abbreviations

Abbreviation	Term
ACT	Australian Capital Territory
CDC	US Centres for Disease Control and Prevention
MIS-C	Multisystem inflammatory syndrome in children
NSW	New South Wales
OR/aOR	Odds ratio/adjusted odds ratio
PCR	Polymerase chain reaction
PHSM	Public health & social measures
PIMS-TS	Paediatric inflammatory multisystem syndrome
RAT	Rapid antigen testing
TTIQ	Test, trace, isolate, quarantine



Australia: Australian Capital Territory

(population 430,000)

PHSM ³⁵	Schools & mitigation ³⁶	Vaccination coverage ^{37, 38}																																																																		
<p>From mid Mar 2022, masks are no longer required in most settings except public transport, hospitals and schools, QR check-in and proof of vaccination for certain venues only and advice to work from home removed.</p>	<p>Schools closed for holidays in early Apr and returned in late Apr 2022. Density limits no longer apply and masks are only required for high school students who are household contacts. RATs were provided to staff and students for the first eight weeks of the school year and are now provided on a needs basis.</p>	<table border="1"> <thead> <tr> <th>Age group (years)</th> <th>1st dose (%)</th> <th>2nd dose (%)</th> <th>3rd/booster (%)</th> </tr> </thead> <tbody> <tr> <td>5-11</td> <td>80.2</td> <td>67.4</td> <td>-</td> </tr> <tr> <td>12-15</td> <td>>99.0</td> <td>>99.0</td> <td>-</td> </tr> <tr> <td>16+</td> <td>>99.0</td> <td>>99.0</td> <td>76.2</td> </tr> </tbody> </table> <p>Fourth dose for immunocompromised recommended from early Jan 2021; booster dose available to all eligible adults aged 18y+ and 16-17y from 3 Feb 2022; second booster dose available to all 65y+ and high-risk groups from 4 Apr 2022, and 16-64y with a medical condition predisposing to severe COVID-19 or people with disability with significant health needs from 30 May 2022. Three primary dose recommendation extended to all severely immunocompromised people aged 5y+ from mid-Jan 2022. Vaccination for 5-11y available from 10 Jan 2022.</p>	Age group (years)	1 st dose (%)	2 nd dose (%)	3 rd /booster (%)	5-11	80.2	67.4	-	12-15	>99.0	>99.0	-	16+	>99.0	>99.0	76.2																																																		
Age group (years)	1 st dose (%)	2 nd dose (%)	3 rd /booster (%)																																																																	
5-11	80.2	67.4	-																																																																	
12-15	>99.0	>99.0	-																																																																	
16+	>99.0	>99.0	76.2																																																																	
Cases by age group ³⁹	Hospitalisations in children ⁴⁰	Deaths by age group ⁴¹																																																																		
<p>Figure 3: Rolling Mean of COVID-19 Case Rate by Age Group and Diagnosis Date¹ Last 8 Weeks</p> <p>Notes: ¹The DIAGNOSIS DATE will be the TRUE ONSET DATE if known, otherwise it will be earliest of the SPECIMEN DATE, the NOTIFICATION DATE or the NOTIFICATION RECEIVED DATE.</p> <p>Omicron (BA.2) is the predominant variant.</p>	<p>Table 5: Hospitalised COVID-19 Cases¹ by Age Group and Vaccination Status</p> <table border="1"> <thead> <tr> <th>Age Group</th> <th>4 doses of COVID-19 vaccine N (%)</th> <th>3 doses of COVID-19 vaccine N (%)</th> <th>2 doses of COVID-19 vaccine N (%)</th> <th>1 doses of COVID-19 vaccine N (%)</th> <th>Unvaccinated N (%)</th> <th>Unvalidated/Unknown N (%)</th> <th>TOTAL Pandemic</th> </tr> </thead> <tbody> <tr> <td>0-17</td> <td>0 (0%)</td> <td>1 (1%)</td> <td>16 (13%)</td> <td>11 (9%)</td> <td>93 (73%)</td> <td>6 (5%)</td> <td>127 (100%)</td> </tr> <tr> <td>18-39</td> <td>1 (<1%)</td> <td>40 (20%)</td> <td>77 (38%)</td> <td>8 (4%)</td> <td>70 (34%)</td> <td>8 (4%)</td> <td>204 (100%)</td> </tr> <tr> <td>40-64</td> <td>1 (<1%)</td> <td>57 (25%)</td> <td>75 (32%)</td> <td>8 (3%)</td> <td>78 (34%)</td> <td>13 (6%)</td> <td>232 (100%)</td> </tr> <tr> <td>65+</td> <td>1 (<1%)</td> <td>134 (37%)</td> <td>130 (36%)</td> <td>13 (4%)</td> <td>66 (18%)</td> <td>16 (4%)</td> <td>360 (100%)</td> </tr> <tr> <td>TOTAL¹</td> <td>3 (<1%)</td> <td>232 (25%)</td> <td>298 (33%)</td> <td>40 (4%)</td> <td>307 (33%)</td> <td>43 (5%)</td> <td>923 (100%)</td> </tr> </tbody> </table> <p>Notes: ¹Cases admitted to an ACT hospital, including those with a residential address in the ACT or another state or territory.</p> <p>Figure 6: Rolling Mean of Hospitalised¹ COVID-19 Case Rate by Date of Admission Last 8 Weeks</p> <p>Notes: ¹Cases admitted to an ACT hospital, including those with a residential address in the ACT or another state or territory, if the case was admitted to an ACT hospital on multiple occasions, the earliest date of the hospital admission is used in the reporting week. Admissions are counted whether it was for COVID-related reasons or for other reasons.</p>	Age Group	4 doses of COVID-19 vaccine N (%)	3 doses of COVID-19 vaccine N (%)	2 doses of COVID-19 vaccine N (%)	1 doses of COVID-19 vaccine N (%)	Unvaccinated N (%)	Unvalidated/Unknown N (%)	TOTAL Pandemic	0-17	0 (0%)	1 (1%)	16 (13%)	11 (9%)	93 (73%)	6 (5%)	127 (100%)	18-39	1 (<1%)	40 (20%)	77 (38%)	8 (4%)	70 (34%)	8 (4%)	204 (100%)	40-64	1 (<1%)	57 (25%)	75 (32%)	8 (3%)	78 (34%)	13 (6%)	232 (100%)	65+	1 (<1%)	134 (37%)	130 (36%)	13 (4%)	66 (18%)	16 (4%)	360 (100%)	TOTAL ¹	3 (<1%)	232 (25%)	298 (33%)	40 (4%)	307 (33%)	43 (5%)	923 (100%)	<p>Table 1: Case Status by Test type</p> <table border="1"> <thead> <tr> <th></th> <th>Test type</th> <th>WEEK 20¹ Ending 15/05/2022</th> <th>TOTAL²</th> </tr> </thead> <tbody> <tr> <td rowspan="3">New Cases</td> <td>PCR</td> <td>3,758</td> <td>73,482</td> </tr> <tr> <td>RAT</td> <td>3,509</td> <td>46,066</td> </tr> <tr> <td>Total</td> <td>7,267</td> <td>119,548</td> </tr> <tr> <td>New Deaths</td> <td></td> <td>1</td> <td>59</td> </tr> </tbody> </table> <p>Notes: ¹Cases notified to ACT Health during the reporting period. ²Total cases since the start of the pandemic, March 2020.</p> <p>Deaths are not available by age group. There have been 0 deaths in children throughout the entire pandemic.</p>		Test type	WEEK 20 ¹ Ending 15/05/2022	TOTAL ²	New Cases	PCR	3,758	73,482	RAT	3,509	46,066	Total	7,267	119,548	New Deaths		1	59
Age Group	4 doses of COVID-19 vaccine N (%)	3 doses of COVID-19 vaccine N (%)	2 doses of COVID-19 vaccine N (%)	1 doses of COVID-19 vaccine N (%)	Unvaccinated N (%)	Unvalidated/Unknown N (%)	TOTAL Pandemic																																																													
0-17	0 (0%)	1 (1%)	16 (13%)	11 (9%)	93 (73%)	6 (5%)	127 (100%)																																																													
18-39	1 (<1%)	40 (20%)	77 (38%)	8 (4%)	70 (34%)	8 (4%)	204 (100%)																																																													
40-64	1 (<1%)	57 (25%)	75 (32%)	8 (3%)	78 (34%)	13 (6%)	232 (100%)																																																													
65+	1 (<1%)	134 (37%)	130 (36%)	13 (4%)	66 (18%)	16 (4%)	360 (100%)																																																													
TOTAL ¹	3 (<1%)	232 (25%)	298 (33%)	40 (4%)	307 (33%)	43 (5%)	923 (100%)																																																													
	Test type	WEEK 20 ¹ Ending 15/05/2022	TOTAL ²																																																																	
New Cases	PCR	3,758	73,482																																																																	
	RAT	3,509	46,066																																																																	
	Total	7,267	119,548																																																																	
New Deaths		1	59																																																																	

³⁵ <https://www.covid19.act.gov.au/restrictions/current-restrictions>
³⁶ <https://www.education.act.gov.au/public-school-life/covid-school-arrangements>
³⁷ <https://www.health.gov.au/resources/collections/covid-19-vaccination-daily-rollout-update>
³⁸ <https://twitter.com/ACTHealth>
³⁹ <https://www.covid19.act.gov.au/updates/act-covid-19-statistics>
⁴⁰ <https://www.covid19.act.gov.au/updates/act-covid-19-statistics>
⁴¹ <https://www.covid19.act.gov.au/updates/act-covid-19-statistics>





Australia: New South Wales (population 8.2 million)

<p>PHSM⁴²</p>	<p>Schools & mitigation⁴³</p>	<p>Vaccination coverage^{44, 45}</p>																																																																																																															
<p>From late Feb 2022, masks are no longer required in most settings, QR check-in and proof of vaccination for certain venues only, reduced TTIQ and advice to work from home removed.</p>	<p>Schools closed for holidays in early Apr and returned in late April 2022. Masks are no longer required in most school settings and RATs are provided to symptomatic individuals and close contacts. Vaccination and maximising ventilation continue to be encouraged.</p>	<table border="1"> <thead> <tr> <th>Age group (years)</th> <th>1st dose (%)</th> <th>2nd dose (%)</th> <th>3rd/booster (%)</th> </tr> </thead> <tbody> <tr> <td>5-11</td> <td>50.0</td> <td>37.0</td> <td>-</td> </tr> <tr> <td>12-15</td> <td>83.0</td> <td>79.3</td> <td>-</td> </tr> <tr> <td>16+</td> <td>96.4</td> <td>94.9</td> <td>63.3</td> </tr> </tbody> </table> <p>Fourth dose for immunocompromised recommended from early Jan 2021, booster dose available to all eligible adults aged 18y+ and 16-17y from 3 Feb 2022, second booster dose available to all 65y+ and high-risk groups from 4 Apr 2022, and 16-64y with a medical condition predisposing to severe COVID-19 or people with disability with significant health needs from 30 May 2022. Three primary dose recommendation extended to all severely immunocompromised people aged 5y+ from mid-Jan 2022. Vaccination for 5-11y available from 10 Jan 2022.</p>				Age group (years)	1 st dose (%)	2 nd dose (%)	3 rd /booster (%)	5-11	50.0	37.0	-	12-15	83.0	79.3	-	16+	96.4	94.9	63.3																																																																																												
Age group (years)	1 st dose (%)	2 nd dose (%)	3 rd /booster (%)																																																																																																														
5-11	50.0	37.0	-																																																																																																														
12-15	83.0	79.3	-																																																																																																														
16+	96.4	94.9	63.3																																																																																																														
<p>Cases by age group⁴⁶</p>		<p>Hospitalisations in children and deaths by age group⁴⁷</p>																																																																																																															
<p>Figure 5. Daily seven-day rolling average rate of people reported with COVID-19 per 100,000 population, by age group and test date, NSW, in the four weeks to 14 May 2022</p> <p>Omicron (BA.2) is the predominant variant.</p> <p>Table 3. Variants of concern (VOCs) identified by whole genome sequencing (WGS) of virus from people who tested positive for SARS CoV-2 by PCR, by test date, NSW, in the four weeks to 14 May 2022</p> <table border="1"> <thead> <tr> <th rowspan="2">Variant</th> <th colspan="4">Week ending</th> </tr> <tr> <th>23 April</th> <th>30 April</th> <th>07 May</th> <th>14 May</th> </tr> </thead> <tbody> <tr> <td>Omicron (BA.1)</td> <td>12</td> <td>24</td> <td>2</td> <td>0</td> </tr> <tr> <td>Omicron (BA.2)</td> <td>429</td> <td>488</td> <td>428</td> <td>12</td> </tr> <tr> <td>Omicron (BA.2.12.1)</td> <td>4</td> <td>16</td> <td>15</td> <td>0</td> </tr> <tr> <td>Omicron (BA.4)</td> <td>4</td> <td>6</td> <td>9</td> <td>0</td> </tr> <tr> <td>Omicron (BA.5)</td> <td>2</td> <td>1</td> <td>9</td> <td>0</td> </tr> <tr> <td>Recombinant BA.1/BA.2 (unclassified)*</td> <td>1</td> <td>0</td> <td>1</td> <td>0</td> </tr> <tr> <td>Total</td> <td>452</td> <td>535</td> <td>464</td> <td>12</td> </tr> </tbody> </table> <p>* Recombinant virus sequences occur when two separate virus strains merge, forming a new, single strain that contains genomic regions of both co-infecting strains.</p>		Variant	Week ending				23 April	30 April	07 May	14 May	Omicron (BA.1)	12	24	2	0	Omicron (BA.2)	429	488	428	12	Omicron (BA.2.12.1)	4	16	15	0	Omicron (BA.4)	4	6	9	0	Omicron (BA.5)	2	1	9	0	Recombinant BA.1/BA.2 (unclassified)*	1	0	1	0	Total	452	535	464	12	<p>Table 1. Number of people with a COVID-19 diagnosis in the previous 14 days who were admitted to hospital, admitted to ICU or reported as having died in the week ending 14 May 2022</p> <table border="1"> <thead> <tr> <th></th> <th>Admitted to hospital (but not to ICU)</th> <th>Admitted to ICU</th> <th>Deaths</th> </tr> </thead> <tbody> <tr> <td>Gender</td> <td></td> <td></td> <td></td> </tr> <tr> <td>Female</td> <td>279</td> <td>19</td> <td>40</td> </tr> <tr> <td>Male</td> <td>253</td> <td>37</td> <td>50</td> </tr> <tr> <td>Not stated / inadequately described</td> <td>38</td> <td>2</td> <td>0</td> </tr> <tr> <td>Age group (years)</td> <td></td> <td></td> <td></td> </tr> <tr> <td>0-9</td> <td>38</td> <td>3</td> <td>0</td> </tr> <tr> <td>10-19</td> <td>19</td> <td>3</td> <td>0</td> </tr> <tr> <td>20-29</td> <td>47</td> <td>2</td> <td>0</td> </tr> <tr> <td>30-39</td> <td>47</td> <td>5</td> <td>0</td> </tr> <tr> <td>40-49</td> <td>41</td> <td>3</td> <td>2</td> </tr> <tr> <td>50-59</td> <td>41</td> <td>8</td> <td>2</td> </tr> <tr> <td>60-69</td> <td>55</td> <td>10</td> <td>6</td> </tr> <tr> <td>70-79</td> <td>91</td> <td>12</td> <td>20</td> </tr> <tr> <td>80-89</td> <td>131</td> <td>12</td> <td>28</td> </tr> <tr> <td>90+</td> <td>60</td> <td>0</td> <td>32</td> </tr> </tbody> </table> <p>Figure 1. Daily seven-day rolling average of people with COVID-19 admitted to hospital within 14 days of their diagnosis, NSW, 1 January to 14 May 2022</p> <p>Some admissions in <12y children are for social reasons as parents are hospitalised for treatment of COVID-19. Graph is not available by age group.</p> <p>Four children have died with COVID-19 throughout the pandemic, including one 15 year old with pneumococcal meningitis, one three-year-old with underlying genetic disorder, one two-year-old with no major pre-existing conditions and one two-month-old baby.</p>					Admitted to hospital (but not to ICU)	Admitted to ICU	Deaths	Gender				Female	279	19	40	Male	253	37	50	Not stated / inadequately described	38	2	0	Age group (years)				0-9	38	3	0	10-19	19	3	0	20-29	47	2	0	30-39	47	5	0	40-49	41	3	2	50-59	41	8	2	60-69	55	10	6	70-79	91	12	20	80-89	131	12	28	90+	60	0	32
Variant	Week ending																																																																																																																
	23 April	30 April	07 May	14 May																																																																																																													
Omicron (BA.1)	12	24	2	0																																																																																																													
Omicron (BA.2)	429	488	428	12																																																																																																													
Omicron (BA.2.12.1)	4	16	15	0																																																																																																													
Omicron (BA.4)	4	6	9	0																																																																																																													
Omicron (BA.5)	2	1	9	0																																																																																																													
Recombinant BA.1/BA.2 (unclassified)*	1	0	1	0																																																																																																													
Total	452	535	464	12																																																																																																													
	Admitted to hospital (but not to ICU)	Admitted to ICU	Deaths																																																																																																														
Gender																																																																																																																	
Female	279	19	40																																																																																																														
Male	253	37	50																																																																																																														
Not stated / inadequately described	38	2	0																																																																																																														
Age group (years)																																																																																																																	
0-9	38	3	0																																																																																																														
10-19	19	3	0																																																																																																														
20-29	47	2	0																																																																																																														
30-39	47	5	0																																																																																																														
40-49	41	3	2																																																																																																														
50-59	41	8	2																																																																																																														
60-69	55	10	6																																																																																																														
70-79	91	12	20																																																																																																														
80-89	131	12	28																																																																																																														
90+	60	0	32																																																																																																														

⁴² <https://www.nsw.gov.au/covid-19/stay-safe/rules>
⁴³ <https://education.nsw.gov.au/covid-19/advice-for-families>
⁴⁴ <https://www.health.gov.au/resources/collections/covid-19-vaccination-daily-rollout-update>
⁴⁵ <https://twitter.com/NSWHealth>
⁴⁶ <https://www.health.nsw.gov.au/Infectious/covid-19/Pages/weekly-reports.aspx>
⁴⁷ <https://www.health.nsw.gov.au/Infectious/covid-19/Pages/weekly-reports.aspx>





Australia: Tasmania (population 540,000)

PHSM ⁴⁸	Schools & mitigation ⁴⁹	Vaccination coverage ⁵⁰			
From mid Mar 2022, masks are no longer required in most settings except public transport, hospitals and schools and QR check-in and proof of vaccination for certain venues only.	Schools closed for holidays in mid-Apr and returned in early May 2022. Masks for staff in all schools and secondary students, RATs are provided to symptomatic individuals and close contacts, cohorting and supply of air-purification devices. Vaccination continues to be encouraged.	Age group (years)	1st dose (%)	2nd dose (%)	3rd/booster (%)
		5-11	63.6	50.6	-
		12-15	87.1	82.9	-
		16+	>99.0	99.0	72.3
		Fourth dose for immunocompromised recommended from early Jan 2021, booster dose available to all eligible adults aged 18y+ and 16-17y from 3 Feb 2022, second booster dose available to all 65y+ and high-risk groups from 4 Apr 2022, and 16-64y with a medical condition predisposing to severe COVID-19 or people with disability with significant health needs from 30 May 2022. Three primary dose recommendation extended to all severely immunocompromised people aged 5y+ from mid-Jan 2022. Vaccination for 5-11y available from 10 Jan 2022.			
Cases by age group ⁵¹	Hospitalisations in children and deaths by age group ⁵²				
<p>1.6 Weekly number of COVID-19 cases per 1000 people (rate) notified in Tasmania since 15 December 2021, by age group</p>	<p>Hospitalisations and deaths no longer available by age group.</p> <p>There have been 0 deaths in children throughout the entire pandemic.</p>				

⁴⁸ <https://www.coronavirus.tas.gov.au/families-community/current-restrictions>
⁴⁹ <https://www.coronavirus.tas.gov.au/families-community/schools-and-childcare>
⁵⁰ <https://www.health.gov.au/resources/collections/covid-19-vaccination-daily-rollout-update>
⁵¹ <https://www.coronavirus.tas.gov.au/facts/tasmanian-statistics/weekly-report>
⁵² <https://www.coronavirus.tas.gov.au/facts/tasmanian-statistics/weekly-report>



Australia: Victoria

(population 6.6 million)

<p>PHSM⁵³</p> <p>From late Feb 2022, masks are no longer required in most settings, QR check-in for certain venues only, proof of vaccination to attend some premises, reduced TTIQ and advice to work from home removed.</p>	<p>Schools & mitigation⁵⁴</p> <p>Schools closed for holidays in early Apr and returned in late Apr 2022. Masks are no longer required for all students and RATs are provided for twice-weekly testing. Vaccination continues to be encouraged.</p>	<p>Vaccination coverage^{55, 56}</p> <table border="1"> <thead> <tr> <th>Age group (years)</th> <th>1st dose (%)</th> <th>2nd dose (%)</th> <th>3rd/booster (%)</th> </tr> </thead> <tbody> <tr> <td>5-11</td> <td>56.4</td> <td>41.3</td> <td>-</td> </tr> <tr> <td>12-15</td> <td>89.2</td> <td>85.4</td> <td>-</td> </tr> <tr> <td>16+</td> <td>95.4</td> <td>94.0</td> <td>67.2</td> </tr> </tbody> </table> <p>Fourth dose for immunocompromised recommended from early Jan 2022, booster dose available to all eligible adults aged 18y+ and 16-17y from 3 Feb 2022, second booster dose available to all 65y+ and high-risk groups from 4 Apr 2022, and 16-64y with a medical condition predisposing to severe COVID-19 or people with disability with significant health needs from 30 May 2022. Three primary dose recommendation extended to all severely immunocompromised people aged 5y+ from mid-Jan 2022. Vaccination for 5-11y available from 10 Jan 2022.</p>	Age group (years)	1 st dose (%)	2 nd dose (%)	3 rd /booster (%)	5-11	56.4	41.3	-	12-15	89.2	85.4	-	16+	95.4	94.0	67.2											
Age group (years)	1 st dose (%)	2 nd dose (%)	3 rd /booster (%)																										
5-11	56.4	41.3	-																										
12-15	89.2	85.4	-																										
16+	95.4	94.0	67.2																										
<p>Cases by age group⁵⁷</p> <p>From 8 Jan 2022, both PCR and RAT positive results are considered positive cases. Age distribution is only available for PCR positive cases, as displayed on the graph.</p>	<p>Hospitalisations in children⁵⁸</p> <table border="1"> <tr> <td>Current cases in hospital</td> <td>555 cases in hospital</td> <td>24 cases in ICU</td> </tr> </table> <p>No age breakdown</p>	Current cases in hospital	555 cases in hospital	24 cases in ICU	<p>Deaths by age group⁵⁹</p> <p>People who have passed away with COVID-19</p> <p>23/05/2022</p> <table border="1"> <thead> <tr> <th>Age group</th> <th>Total</th> </tr> </thead> <tbody> <tr><td>00-09</td><td>1</td></tr> <tr><td>10-19</td><td>1</td></tr> <tr><td>20-29</td><td>8</td></tr> <tr><td>30-39</td><td>20</td></tr> <tr><td>40-49</td><td>32</td></tr> <tr><td>50-59</td><td>125</td></tr> <tr><td>60-69</td><td>239</td></tr> <tr><td>70-79</td><td>681</td></tr> <tr><td>80-89</td><td>1,225</td></tr> <tr><td>90+</td><td>920</td></tr> <tr><td>Total</td><td>3,252</td></tr> </tbody> </table> <p>Two children have died with COVID-19 throughout the pandemic, including one 15 year old and one child under 10 with multiple underlying conditions and in palliative care.</p>	Age group	Total	00-09	1	10-19	1	20-29	8	30-39	20	40-49	32	50-59	125	60-69	239	70-79	681	80-89	1,225	90+	920	Total	3,252
Current cases in hospital	555 cases in hospital	24 cases in ICU																											
Age group	Total																												
00-09	1																												
10-19	1																												
20-29	8																												
30-39	20																												
40-49	32																												
50-59	125																												
60-69	239																												
70-79	681																												
80-89	1,225																												
90+	920																												
Total	3,252																												

⁵³ <https://www.coronavirus.vic.gov.au/coronavirus-covidsafe-settings>
⁵⁴ <https://www.coronavirus.vic.gov.au/education-information-about-coronavirus-covid-19>
⁵⁵ <https://www.health.gov.au/resources/collections/covid-19-vaccination-daily-rollout-update>
⁵⁶ <https://twitter.com/VicGovDH>
⁵⁷ Data from: <https://www.coronavirus.vic.gov.au/victorian-coronavirus-covid-19-data>
⁵⁸ <https://www.coronavirus.vic.gov.au/victorian-coronavirus-covid-19-data>
⁵⁹ <https://www.coronavirus.vic.gov.au/additional-covid-19-case-data#cases-in-hospital>

Canada (population 38 million)

PHSM⁶⁰

Standard PHSM including TTIQ and mask wearing encouraged in shared spaces and subject to local advice.

Schools & mitigation⁶¹

Schools closed for a one-week holiday in mid-Mar 2022. Standard PHSM and additional measures depending on local advice: physical distancing, cohorting, masks when required, screening tests.

Vaccination coverage⁶²

Age group (years)	1 st dose (%)	Fully vacc.* (%)	3 rd /booster (%)
5-11	56.5	41.8	-
12-17	87.9	84.1	17.2
Total pop.	84.9	81.6	48.3

*Canada also uses the J&J/Janssen vaccine which is a single-dose vaccine. Third/booster doses have been available to high-risk individuals in phases since Sep 2021. Vaccination of 12y+ commenced mid-May and 5-11y in mid-Nov 2021.

Cases by age group^{63, 64}

Figure 3. COVID-19 cases (n=3,700,100¹) in Canada by date² as of May 20, 2022, 9 am EST (by age 10 year groups³)

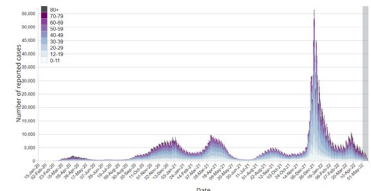
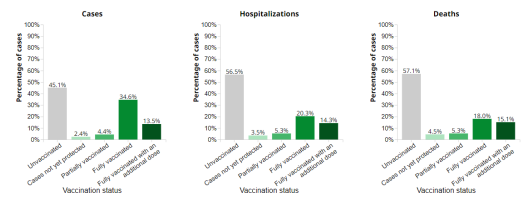
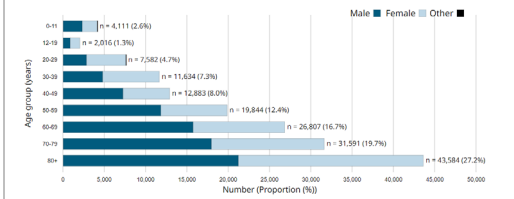


Figure 5. Distribution of confirmed COVID-19 cases reported to PHAC by vaccination status as of May 01, 2022



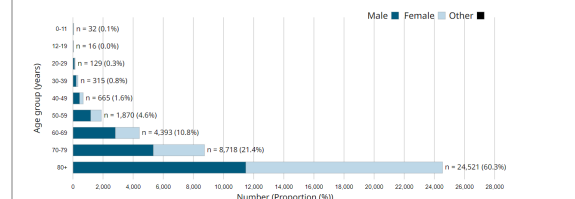
Hospitalisations in children⁶⁵

Figure 7. Age and gender distribution of COVID-19 cases (hospitalized) in Canada as of May 20, 2022, 9 am EST (n=160,052)



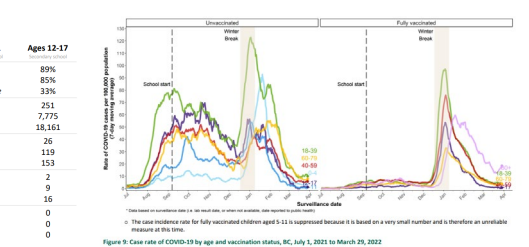
Deaths by age group⁶⁶

Figure 7. Age and gender distribution of COVID-19 cases (deceased) in Canada as of May 20, 2022, 9 am EST (n=40,659)

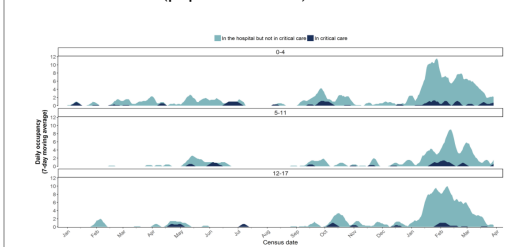


British Columbia (pop. 5.1 million)*:

	Ages 0-4	Ages 5-11	Ages 12-17
VACCINATIONS			
have 1 dose	Not eligible	56%	89%
have 2 doses	Not eligible	37%	85%
have booster dose	Not eligible	Not eligible	33%
CASES			
new this report	576	309	251
new this school year	8,671	15,671	7,775
total cases	12,844	24,841	18,161
HOSPITALIZATIONS			
new this report	61	13	26
new this school year	216	79	119
ever hospitalized	299	117	153
CRITICAL CARE			
new this report	9	3	2
new this school year	25	11	9
ever in critical care	33	13	16
DEATHS			
new this report	0	0	0
new this school year	0	0	0
total deaths	2	0	0



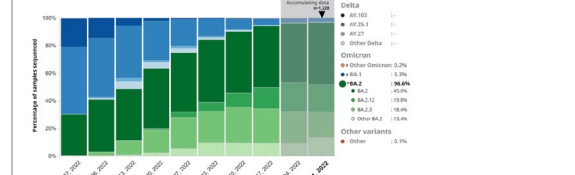
British Columbia (pop. 5.1 million)*:



There have been 48 deaths with COVID-19 in children aged 0-19y throughout the pandemic.

*British Columbia data to Report #16 (11 Apr 2022)

Genomic surveillance⁶⁷



Omicron (BA.2) is the predominant variant.

⁶⁰ <https://www.canada.ca/en/public-health/services/diseases/2019-novel-coronavirus-infection/prevention-risks.html>
⁶¹ <https://www.canada.ca/en/public-health/services/diseases/2019-novel-coronavirus-infection/guidance-documents/planning-2021-2022-school-year-vaccination.html>
⁶² <https://health-infobase.canada.ca/covid-19/vaccination-coverage/>
⁶³ <https://health-infobase.canada.ca/covid-19/epidemiological-summary-covid-19-cases.html>
⁶⁴ <https://www.bccdc.ca/schools/news-resources/data-for-k12>
⁶⁵ <https://health-infobase.canada.ca/covid-19/epidemiological-summary-covid-19-cases.html>
⁶⁶ <https://health-infobase.canada.ca/covid-19/epidemiological-summary-covid-19-cases.html>
⁶⁷ <https://health-infobase.canada.ca/covid-19/epidemiological-summary-covid-19-cases.html>



Denmark

(population 5.9 million)

PHSM ⁶⁸	Schools & mitigation ⁶⁹	Vaccination coverage ⁷⁰	Genomic surveillance ⁷¹																				
<p>All restrictions lifted from February 2022.</p>	<p>Schools closed for one-week holidays in mid-Feb and mid-Apr 2022. Standard PHSM, close contacts are not required to isolate but encouraged to get tested.</p>	<table border="1"> <thead> <tr> <th>Age group (years)</th> <th>1st dose (%)</th> <th>2nd dose (%)</th> <th>3rd/booster (%)</th> </tr> </thead> <tbody> <tr> <td>5-11</td> <td>46.7</td> <td>38.4</td> <td>-</td> </tr> <tr> <td>12-15</td> <td>81.1</td> <td>79.2</td> <td>0.4</td> </tr> <tr> <td>16-19</td> <td>89.7</td> <td>88.5</td> <td>45.3</td> </tr> <tr> <td>12+</td> <td>82.0</td> <td>80.6</td> <td>61.6</td> </tr> </tbody> </table> <p>Commenced 3rd/booster vaccination for people 65y+ in late Oct and for all adults from late Nov 2021. Vaccination for 5-11y age group commenced late Nov 2021.</p>	Age group (years)	1 st dose (%)	2 nd dose (%)	3 rd /booster (%)	5-11	46.7	38.4	-	12-15	81.1	79.2	0.4	16-19	89.7	88.5	45.3	12+	82.0	80.6	61.6	<p>Omicron (BA.2) is the predominant variant.</p>
Age group (years)	1 st dose (%)	2 nd dose (%)	3 rd /booster (%)																				
5-11	46.7	38.4	-																				
12-15	81.1	79.2	0.4																				
16-19	89.7	88.5	45.3																				
12+	82.0	80.6	61.6																				
Cases by age group ⁷²	Hospitalisations in children ⁷³	Deaths by age group ^{74, 75}	MIS-C ⁷⁶																				
<p>Weekly positive cases by age and vaccine status*</p> <p>Ugentligt antal positive opdelt på alder og vaccinstatus</p> <p>Relative og absolutte antal personer med positiv SARS-CoV-2 PCR test</p> <p>Viser kun ikke-filtrede positive.</p> <p>Kristoffer T. Bæk, covid19@danmark.kk.dk, data: SSI</p>	<p>Weekly admissions by age and vaccine status*</p> <p>Ugentligt antal indlæggelser opdelt på alder og vaccinstatus</p> <p>Relative og absolutte antal indlæggelser med positiv SARS-CoV-2 PCR test</p> <p>Kristoffer T. Bæk, covid19@danmark.kk.dk, data: SSI</p>	<p>Weekly deaths by age and vaccine status*</p> <p>Ugentligt antal døde opdelt på alder og vaccinstatus</p> <p>Relative og absolutte antal døde med positiv SARS-CoV-2 PCR test</p> <p>Kristoffer T. Bæk, covid19@danmark.kk.dk, data: SSI</p> <p>Total of 7 deaths with COVID-19 in children aged 0-19y throughout the pandemic.</p>	<p>Prevalence of MIS-C and Kawasaki syndrome in children since 2017</p> <p>Figur 6. Forekomsten af MIS-C (Multi Inflammatory Syndrome in Children) og Kawasaki syndrom blandt børn siden 2017</p> <p>Data to Report #10, 14 Feb 2022</p>																				

*(1) Top figures are rates per 100,000 and bottom figures are raw numbers; (2) Yellow (unvaccinated), blue (two doses), green (three doses); data to Report #17, 02 May 2022

⁶⁸ <https://en.coronasmitte.dk/rules-and-regulations>
⁶⁹ <https://en.coronasmitte.dk/rules-and-regulations>
⁷⁰ https://experience.arcgis.com/experience/9824b03b114244348ef0b10f69f490b4/page/page_3/
⁷¹ <https://covid19genomics.dk/statistics>
⁷² <https://covid19danmark.dk/>
⁷³ <https://covid19danmark.dk/>
⁷⁴ <https://covid19danmark.dk/>
⁷⁵ <https://covid19.ssi.dk/overvaagningsdata/ugentlige-opgorelser-med-overvaagningsdata>
⁷⁶ <https://www.sst.dk/-/media/Udgifter/2022/Corona/Vaccination/Notat-vaccination-af-boern-5-11-aar.ashx>



England, UK

(population 56.6 million)

<p>PHSM⁷⁷</p> <p>Most restrictions have been lifted. Some remain in place including an advice to stay home if positive for COVID-19 and mask-wearing in healthcare settings only. Free PCRs and RATs are no longer available to most people.</p>	<p>Schools & mitigation⁷⁸</p> <p>Schools closed for holidays from early to mid-Apr 2022. Standard PHSM only.</p>	<p>Vaccination coverage⁷⁹</p> <p>Age group</p> <table border="1"> <thead> <tr> <th>Age group (years)</th> <th>1st dose (%)</th> <th>2nd dose (%)</th> <th>3rd/booster (%)</th> </tr> </thead> <tbody> <tr> <td>5-11</td> <td>7.8</td> <td>0.3</td> <td>-</td> </tr> <tr> <td>12-15</td> <td>53.8</td> <td>33.9</td> <td>0.5</td> </tr> <tr> <td>16-17</td> <td>65.7</td> <td>49.2</td> <td>12.4</td> </tr> <tr> <td>12+</td> <td>92.8</td> <td>86.7</td> <td>68.0</td> </tr> </tbody> </table> <p>Third/booster dose available for all 16y+ and other high-risk groups. Vaccination for 16-17y commenced mid-Aug, 12-15y mid-Sep 2021 (initially as single dose) and 5-11y late Feb 2022.</p>	Age group (years)	1 st dose (%)	2 nd dose (%)	3 rd /booster (%)	5-11	7.8	0.3	-	12-15	53.8	33.9	0.5	16-17	65.7	49.2	12.4	12+	92.8	86.7	68.0
Age group (years)	1 st dose (%)	2 nd dose (%)	3 rd /booster (%)																			
5-11	7.8	0.3	-																			
12-15	53.8	33.9	0.5																			
16-17	65.7	49.2	12.4																			
12+	92.8	86.7	68.0																			
<p>Cases by age group^{80,81}</p> <p>Figure 3: Weekly confirmed COVID-19 case rates per 100,000, by episode, tested under Pillar 1, by age group</p> <p>Modelled daily percentage of the population testing positive for coronavirus (COVID-19) on nose and throat swabs, by age group, England, 2 April to 18 May 2022</p>	<p>Hospitalisations in children^{82,83}</p> <p>Figure 44: Weekly hospital admission rate by age group for new (a) COVID-19 positive cases and (b) influenza reported through SARI Watch</p> <p>COVID-19-positive hospital admissions as a percentage of the rate during the January peak (rate in week ending 17 January 2021 = 100%), by age, England</p>	<p>Deaths by age group⁸⁴</p> <p>Figure 55: Number of deaths by week of death and time since a positive COVID-19 test, England</p> <p>Note: Deaths are no longer available by age group.</p>																				
<p>Genomic surveillance⁸⁵</p> <p>Figure 5: Variant prevalence of available sequenced cases for England from 1 February 2021 as of 3 May 2022</p> <p>Omicron (BA.2) is the predominant variant.</p> <p>Note: Data as of Report #18 (09 May 2022)</p>																						

⁷⁷ <https://www.gov.uk/guidance/covid-19-coronavirus-restrictions-what-you-can-and-cannot-do>
⁷⁸ <https://www.gov.uk/government/publications/actions-for-schools-during-the-coronavirus-outbreak/schools-covid-19-operational-guidance>
⁷⁹ <https://coronavirus.data.gov.uk/details/vaccinations?areaType=nation&areaName=England>
⁸⁰ <https://www.gov.uk/government/statistics/national-flu-and-covid-19-surveillance-reports-2021-to-2022-season>
⁸¹ <https://www.ons.gov.uk/peoplepopulationandcommunity/healthandsocialcare/conditionsanddiseases/articles/coronaviruscovid19latestinsights/infections#infections-by-age>
⁸² <https://www.gov.uk/government/statistics/national-flu-and-covid-19-surveillance-reports-2021-to-2022-season>
⁸³ <https://www.ons.gov.uk/peoplepopulationandcommunity/healthandsocialcare/conditionsanddiseases/articles/coronaviruscovid19latestinsights/hospitals>
⁸⁴ <https://www.gov.uk/government/statistics/national-flu-and-covid-19-surveillance-reports-2021-to-2022-season>
⁸⁵ <https://www.gov.uk/government/publications/investigation-of-sars-cov-2-variants-technical-briefings>



Finland

(population 5.5 million)

<p>PHSM⁸⁶</p> <p>Gradual easing of restrictions from Feb 2022. From early March 2022, advice to work from home removed. Masks are recommended indoors and on public transport.</p>	<p>Schools & mitigation⁸⁷</p> <p>Schools closed for one-week holiday in mid-Feb 2022. Standard PHSM, cohorting and ventilation.</p>	<p>Vaccination coverage⁸⁸</p> <table border="1"> <thead> <tr> <th>Age group (years)</th> <th>1st dose (%)</th> <th>2nd dose (%)</th> <th>3rd/booster (%)</th> </tr> </thead> <tbody> <tr> <td>5-11</td> <td>26.1</td> <td>13.0</td> <td>-</td> </tr> <tr> <td>12-17</td> <td>78.9</td> <td>72.8</td> <td>2.9</td> </tr> <tr> <td>18+</td> <td>89.6</td> <td>87.5</td> <td>64.6</td> </tr> </tbody> </table> <p>Third/booster dose is recommended for all aged 18y+. Fourth dose recommended for 12y+ with severe immunodeficiency. Vaccine offered to 12y+ in early Aug and 5-11y children from late Dec 2021.</p>	Age group (years)	1 st dose (%)	2 nd dose (%)	3 rd /booster (%)	5-11	26.1	13.0	-	12-17	78.9	72.8	2.9	18+	89.6	87.5	64.6
Age group (years)	1 st dose (%)	2 nd dose (%)	3 rd /booster (%)															
5-11	26.1	13.0	-															
12-17	78.9	72.8	2.9															
18+	89.6	87.5	64.6															
<p>Cases by age group⁸⁹</p> <p>Finland: 14-day age-specific COVID-19 case notification rate</p> <p>EDDC. Figure produced 19 May 2022. Source: TESSy COVID-19</p>	<p>Hospitalisations in children⁹⁰</p> <p>Rate of admission to specialist care by age group:</p> <p>COVID-19-tartunnan vuoksi erikoissairaanholtoon vuodeosastolle joutumisen ilmaantuvuus 14 päivän liukuvalilla ajanjaksolla ikäryhmittäin rokotusstatuksen mukaan</p> <p>thl</p> <p>Rokotusstatus: rokotamaton, toisen annoksen saaneet, kolmannen annoksen saaneet</p> <p>Pink (unvaccinated); dark blue (single dose); light blue (three doses)</p>	<p>Deaths by age group⁹¹</p> <p>Deaths by age group (for the whole period)</p> <p>There have been 0 deaths in children throughout the entire pandemic.</p> <p>Genomic surveillance⁹²</p> <p>TARTUNTATAUTIREKISTERIHÄN ILMOITETTUIEN VIRUSMUUNNOSTEN JAKAUMA SUOMESSA</p> <p>Note: Data to Report #19, 16 May 2022 Omicron (BA.2) is the predominant variant.</p>																

⁸⁶ <https://valtioneuvosto.fi/en/information-on-coronavirus/current-restrictions>
⁸⁷ <https://oikm.fi/documents/1410845/65547855/MoEC+THL+recommendations+to+education+and+early+childhood+education+and+care+1.3.2022.pdf/61cad874-6b78-84e4-a885-3a61ca69cd10>
⁸⁸ https://sampo.thl.fi/pivot/prod/en/vaccreg/cov19cov/summary_cov19ageareacov
⁸⁹ <https://covid19-country-overviews.ecdc.europa.eu/countries/Finland.html>
⁹⁰ <https://thl.fi/fi/web/infektioaudit-ja-rokotukset/ajankohtaista/ajankohtaista-koronaviruksesta-covid-19/tilannekatsaus-koronaviruksesta/koronaviruksen-seuranta>
⁹¹ <https://experience.arcgis.com/experience/92e9bb33fac744c9a084381fc35aa3c7>
⁹² <https://thl.fi/fi/web/infektioaudit-ja-rokotukset/ajankohtaista/ajankohtaista-koronaviruksesta-covid-19/tilannekatsaus-koronaviruksesta/koronaviruksen-seuranta>





Netherlands

(population 17.4 million)

PHSM ⁹³	Schools & mitigation ⁹⁴	Vaccination coverage ⁹⁵																
<p>Most restrictions have been lifted. Some remain in place including mask-wearing in airports only and advice to test if symptomatic.</p>	<p>Schools closed for one-week holidays in mid-late Feb and late Apr to early May 2022.</p> <p>Standard PHSM, mask wearing required for secondary school staff and students, twice-weekly RAT screening for staff and secondary school students, ventilation, quarantine arrangements based on case numbers within a cohort.</p>	<table border="1"> <thead> <tr> <th>Age group (years)</th> <th>1st dose (%)</th> <th>Fully vacc. (%)</th> <th>3rd/booster (%)</th> </tr> </thead> <tbody> <tr> <td>5-11</td> <td>6.0</td> <td>3.0</td> <td>-</td> </tr> <tr> <td>12-17</td> <td>69.0</td> <td>68.0</td> <td>-</td> </tr> <tr> <td>18+</td> <td>-</td> <td>86.4</td> <td>64.2</td> </tr> </tbody> </table> <p>Note: The Netherlands also uses the J&J/Janssen vaccine which is a single-dose vaccine. Third/booster dose available for all 18y+. Vaccine offered to 12-17y from early Jul 2021 and 5-11y from mid-Jan 2022.</p>	Age group (years)	1 st dose (%)	Fully vacc. (%)	3 rd /booster (%)	5-11	6.0	3.0	-	12-17	69.0	68.0	-	18+	-	86.4	64.2
Age group (years)	1 st dose (%)	Fully vacc. (%)	3 rd /booster (%)															
5-11	6.0	3.0	-															
12-17	69.0	68.0	-															
18+	-	86.4	64.2															
Cases by age group ⁹⁶	Hospitalisations in children ⁹⁷	Deaths by age group ⁹⁸																
<p>Per 100,000 inhabitants</p> <p>Source: RIVM</p>	<p>Source: NICE via RIVM</p>	<p>Value of Friday, 20 May - Source: RIVM</p> <p>The number of deaths in children is not known as the Netherlands provides a total sum of all deaths between 0-49 years.</p>																
Genomic surveillance ⁹⁹																		
<p>Inschatting aandeel Alpha, Beta, Gamma, Delta, OmicronBA.1, OmicronBA.2</p> <p>Omicron (BA.2) is the predominant variant.</p>																		

⁹³ <https://www.government.nl/topics/coronavirus-covid-19/tackling-new-coronavirus-in-the-netherlands/coronavirus-measures-in-brief>
⁹⁴ <https://www.rivm.nl/en/coronavirus-covid-19/children-and-covid-19>
⁹⁵ <https://coronadashboard.government.nl/landelijk/vaccinaties>
⁹⁶ <https://coronadashboard.government.nl/landelijk/positief-geteste-mensen>
⁹⁷ <https://coronadashboard.government.nl/landelijk/ziekenhuis-opnames>
⁹⁸ <https://coronadashboard.government.nl/landelijk/sterfte>
⁹⁹ <https://www.rivm.nl/en/coronavirus-covid-19/virus/variants>



Scotland, UK

(population 5.5 million)

<p>PHSM¹⁰⁰</p>	<p>Schools & mitigation¹⁰¹</p>	<p>Vaccination coverage¹⁰²</p>																				
<p>Most restrictions have been lifted. Some remain in place including mask-wearing on public transport and some indoor settings. From May 2022, testing is only available to high-risk groups and healthcare workers. Asymptomatic close contacts are not required to isolate and reduced isolation time for cases.</p>	<p>Schools closed for a one-week holiday in mid-Feb and a two-week holiday in early to mid-Apr 2022. Standard PHSM only.</p>	<table border="1"> <thead> <tr> <th>Age group (years)</th> <th>1st dose (%)</th> <th>2nd dose (%)</th> <th>3rd/booster (%)</th> </tr> </thead> <tbody> <tr> <td>5-11</td> <td>18.4</td> <td>1.1</td> <td>-</td> </tr> <tr> <td>12-15</td> <td>67.6</td> <td>45.5</td> <td>1.3</td> </tr> <tr> <td>16-17</td> <td>80.9</td> <td>57.6</td> <td>13.5</td> </tr> <tr> <td>12+</td> <td>94.4</td> <td>87.9</td> <td>73.9</td> </tr> </tbody> </table> <p>Third/booster dose available for all 18y+ and other high-risk groups. Vaccination for 16-17y commenced mid-Aug, 12-15y mid-Sep 2021 (initially as single dose) and 5-11y late Feb 2022 (coverage data not available).</p>	Age group (years)	1 st dose (%)	2 nd dose (%)	3 rd /booster (%)	5-11	18.4	1.1	-	12-15	67.6	45.5	1.3	16-17	80.9	57.6	13.5	12+	94.4	87.9	73.9
Age group (years)	1 st dose (%)	2 nd dose (%)	3 rd /booster (%)																			
5-11	18.4	1.1	-																			
12-15	67.6	45.5	1.3																			
16-17	80.9	57.6	13.5																			
12+	94.4	87.9	73.9																			
<p>Cases by age group*¹⁰³</p>	<p>Hospitalisations in children¹⁰⁴</p>	<p>Deaths by age group*^{105, 106}</p>																				
<p>Figure 5: Seven-day combined PCR and LFD case rate (including reinfections) per 100,000 for Scotland by specimen date. Data to 6 May 2022^{22,23}.</p> <p>Data is no longer available by age group.</p> <p>Omicron (BA.2) is the predominant variant.</p>	<p>Figure 6: Hospital admissions 'with' COVID-19 (3-week rolling average)</p> <p>Any admitted child who is COVID-19 positive is included, so this overestimates the number of children being admitted and needing treatment for COVID-19.</p>	<p>Figure 9: Weekly total number of deaths where Covid-19 was mentioned on the death certificate, by age group. Data to the week ending 8 May 2022.</p> <p>There have been 5 deaths due to COVID-19 in children aged 0-14y in the past year.</p>																				

*Data to Report #17, 02 May 2022

¹⁰⁰ <https://www.gov.scot/coronavirus-covid-19/>
¹⁰¹ <https://www.gov.uk/government/publications/emergency-planning-and-response-for-education-childcare-and-childrens-social-care-settings>
¹⁰² <https://coronavirus.data.gov.uk/details/vaccinations?areaType=nation&areaName=Scotland>
¹⁰³ <https://www.gov.scot/collections/coronavirus-covid-19-the-state-of-the-epidemic/>
¹⁰⁴ <https://scotland.shinyapps.io/phs-covid19-education/> w/ 8527b58e7
¹⁰⁵ <https://www.gov.scot/collections/coronavirus-covid-19-the-state-of-the-epidemic/>
¹⁰⁶ <https://www.nrscotland.gov.uk/statistics-and-data/statistics/statistics-by-theme/vital-events/general-publications/weekly-and-monthly-data-on-births-and-deaths/deaths-involving-coronavirus-covid-19-in-scotland>



Singapore

(population 5.5 million)

PHSM ¹⁰⁷	Schools & mitigation ¹⁰⁸	Vaccination coverage ¹⁰⁹																																												
<p>From late Apr 2022, restrictions have eased further to include mask-wearing indoors only, advice to work from home removed, physical distancing requirements removed, and density limits removed.</p>	<p>Schools closed for one-week holiday in mid-Mar 2022.</p> <p>From late Apr 2022, standard PHSM, removal of cohorting and density limits, masks are still required indoors for all students and staff.</p>	<table border="1"> <thead> <tr> <th>Age group (years)</th> <th>1st dose (%)</th> <th>2nd dose (%)</th> <th>3rd/booster (%)</th> </tr> </thead> <tbody> <tr> <td>Total pop.</td> <td>93.0</td> <td>92.0</td> <td>75.0</td> </tr> </tbody> </table> <p>Third/booster dose available for all aged 12y+. Vaccination for 12y+ commenced early June and 5-11y late Dec 2021. From 14 Feb 2022, all 18y+ must receive a booster dose within 270 days of their 2nd dose to be considered fully vaccinated. The same applies to all 12-17y from 14 Mar 2022.</p>	Age group (years)	1 st dose (%)	2 nd dose (%)	3 rd /booster (%)	Total pop.	93.0	92.0	75.0																																				
Age group (years)	1 st dose (%)	2 nd dose (%)	3 rd /booster (%)																																											
Total pop.	93.0	92.0	75.0																																											
Cases by age group ¹¹⁰	Hospitalisations in children ¹¹¹	Deaths by age group ¹¹²																																												
<p>As of 22 May 2022, 12pm</p> <p>Number of Local Cases by Age</p> <p>2,724</p> <ul style="list-style-type: none"> 291 190 1,053 696 274 220 <p>— No. of Cases — 70 years old and above — 60 - 69 years old</p> <ul style="list-style-type: none"> 40 - 59 years old 20 - 39 years old 12 - 19 years old 0 - 11 years old 	<p>As of 22 May 2022, 12pm</p> <p>Hospitalised Patients (in General Ward) by Age Groups</p> <p>238</p> <ul style="list-style-type: none"> 12 2 15 27 44 138 <p>— Total Cases — 70+ years old — 60-69 years old — 40-59 years old — 20-39 years old — 12-19 years old — 0-11 years old</p> <p>One child was admitted to ICU due to MIS-C and there have been five reported cases of MIS-C throughout the entire pandemic, last reported 8 Nov 2021.</p>	<p>Proportion (%) of cases who died, by age and vaccination status</p> <table border="1"> <thead> <tr> <th>Age</th> <th>Non-Fully Vaccinated</th> <th>Fully Vaccinated (Without Booster)</th> <th>Fully Vaccinated (With Booster)</th> </tr> </thead> <tbody> <tr> <td>0-12</td> <td>0.0</td> <td>0.0</td> <td>0.0</td> </tr> <tr> <td>13-19</td> <td>0.0</td> <td>0.0</td> <td>0.0</td> </tr> <tr> <td>20-29</td> <td>0.014</td> <td>0.0</td> <td>0.0</td> </tr> <tr> <td>30-39</td> <td>0.031</td> <td>0.0</td> <td>0.00081</td> </tr> <tr> <td>40-49</td> <td>0.11</td> <td>0.011</td> <td>0.0036</td> </tr> <tr> <td>50-59</td> <td>0.68</td> <td>0.062</td> <td>0.0033</td> </tr> <tr> <td>60-69</td> <td>2.3</td> <td>0.21</td> <td>0.042</td> </tr> <tr> <td>70-79</td> <td>5.5</td> <td>0.77</td> <td>0.097</td> </tr> <tr> <td>80+</td> <td>13</td> <td>2.9</td> <td>0.48</td> </tr> <tr> <td>Total</td> <td>0.48</td> <td>0.11</td> <td>0.030</td> </tr> </tbody> </table> <p>1 May 21 to 30 Apr 22</p> <p>Footnote: Cases in ICU care comprises cases critically ill and intubated in ICU or unstable and under monitoring in ICU.</p> <p>There have been 0 deaths in children throughout the entire pandemic.</p>	Age	Non-Fully Vaccinated	Fully Vaccinated (Without Booster)	Fully Vaccinated (With Booster)	0-12	0.0	0.0	0.0	13-19	0.0	0.0	0.0	20-29	0.014	0.0	0.0	30-39	0.031	0.0	0.00081	40-49	0.11	0.011	0.0036	50-59	0.68	0.062	0.0033	60-69	2.3	0.21	0.042	70-79	5.5	0.77	0.097	80+	13	2.9	0.48	Total	0.48	0.11	0.030
Age	Non-Fully Vaccinated	Fully Vaccinated (Without Booster)	Fully Vaccinated (With Booster)																																											
0-12	0.0	0.0	0.0																																											
13-19	0.0	0.0	0.0																																											
20-29	0.014	0.0	0.0																																											
30-39	0.031	0.0	0.00081																																											
40-49	0.11	0.011	0.0036																																											
50-59	0.68	0.062	0.0033																																											
60-69	2.3	0.21	0.042																																											
70-79	5.5	0.77	0.097																																											
80+	13	2.9	0.48																																											
Total	0.48	0.11	0.030																																											

¹⁰⁷ <https://www.moh.gov.sg/covid-19-phase-advisory>

¹⁰⁸ <https://www.moe.gov.sg/faqs-covid-19-infection>

¹⁰⁹ <https://www.moh.gov.sg/>

¹¹⁰ <https://www.moh.gov.sg/>

¹¹¹ <https://www.moh.gov.sg/>

¹¹² <https://www.moh.gov.sg/covid-19/statistics/>

South Africa

(population 60.4 million)

<p>PHSM¹¹³</p> <p>Further easing of restrictions from Apr 2022 to include asymptomatic cases are not required to isolate, mandatory indoor mask-wearing 6y+ with exceptions.</p>	<p>Schools & mitigation¹¹⁴</p> <p>Schools closed for holidays in mid-Mar to early Apr 2022. Standard PHSM, indoor mask-wearing.</p>	<p>Vaccination coverage¹¹⁵</p> <p>Age group (years) Fully vaccinated* (%)</p> <p>18+ 49.9</p> <p>*Note: South Africa also uses the J&J/Janssen vaccine which is a single-dose vaccine. Vaccination is available for all aged 12y+. Coverage data for 12-17y not available.</p>
<p>Cases by age group¹¹⁶</p> <p>Figure 4: Weekly incidence risk of laboratory-confirmed cases of COVID-19 by age group in years and epidemiologic week South Africa 3 March 2020 – 14 May 2022 (n = 3 855 784, 36 009 missing age)</p>	<p>Hospitalisations in children and deaths by age group¹¹⁷</p> <p>Hospital admissions of COVID-19 cases, by health sector, by epidemiological week</p> <p>Total: 529,44K</p> <p>The number of reported admissions may change day-to-day as new facilities enroll in this sentinel surveillance. The current epidemiological week may have fewer admissions as it is incomplete.</p> <p>Admissions to date by age group and sex</p> <p>Total: 529,44K</p> <p>Deaths to date by age group and sex</p> <p>Total: 102,80K</p> <p>Total of 865 deaths with COVID-19 in children 0-19y throughout the entire pandemic. Deaths in children account for <1% of all deaths in South Africa.</p>	<p>Genomic surveillance¹¹⁸</p> <p>South Africa, 2021-2022, n = 32719*</p> <p>Number and percentage of clades by epiweek in South Africa, 2021 – 2022 (32 719*)</p> <p>Delta dominated in South Africa until October at >80%. Omicron has dominated from November onwards. Omicron (BA.4) is now the predominant variant.</p>

¹¹³ <https://www.gov.za/covid-19/resources/regulations-and-guidelines-coronavirus-covid-19>
¹¹⁴ <https://www.gov.za/covid-19/resources/regulations-and-guidelines-coronavirus-covid-19>
¹¹⁵ <https://sacoronavirus.co.za/latest-vaccine-statistics/>
¹¹⁶ <https://www.nicd.ac.za/diseases-a-z-index/disease-index-covid-19/surveillance-reports/weekly-epidemiological-brief/>
¹¹⁷ <https://www.nicd.ac.za/diseases-a-z-index/disease-index-covid-19/surveillance-reports/daily-hospital-surveillance-datcov-report/>
¹¹⁸ <https://www.nicd.ac.za/diseases-a-z-index/disease-index-covid-19/sars-cov-2-genomic-surveillance-update/>



USA

(population 332.8 million)

<p>PHSM¹¹⁹</p> <p>The US CDC recommends indoor mask wearing for all aged 2y+ in areas of high community transmission, physical distancing, hand & surface hygiene, TTIQ, but adoption varies by State/Territory.</p>	<p>Schools & mitigation¹²⁰</p> <p>Schools closed for a one-week holiday between Mar-Apr 2022.</p> <p>Standard PHSM, cohorting, masks, PCR & RAT screening, but adoption varies by State/Territory.</p>	<p>Vaccination coverage^{121, 122}</p> <table border="1"> <thead> <tr> <th>Age group (years)</th> <th>1st dose (%)</th> <th>Fully vaccinated* (%)</th> <th>3rd/booster (%)</th> </tr> </thead> <tbody> <tr> <td>5-11</td> <td>35.6</td> <td>29.0</td> <td>-</td> </tr> <tr> <td>12-17</td> <td>69.3</td> <td>59.4</td> <td>25.5</td> </tr> <tr> <td>18+</td> <td>89.2</td> <td>76.5</td> <td>50.1</td> </tr> </tbody> </table> <p>*Note: The US also uses the J&J/Janssen vaccine which is a single-dose vaccine. Third/booster dose for 65y+ and other high-risk individuals from Sep 2021, expanded to all 18y+ from late Nov 2021 and 12y+ from early Jan 2022. Vaccination offered to 12y+ from May and 5-11y from Nov 2021.</p>		Age group (years)	1 st dose (%)	Fully vaccinated* (%)	3 rd /booster (%)	5-11	35.6	29.0	-	12-17	69.3	59.4	25.5	18+	89.2	76.5	50.1																			
Age group (years)	1 st dose (%)	Fully vaccinated* (%)	3 rd /booster (%)																																			
5-11	35.6	29.0	-																																			
12-17	69.3	59.4	25.5																																			
18+	89.2	76.5	50.1																																			
<p>Cases by age group¹²³</p> <p>COVID-19 Weekly Cases per 100,000 Population by Age Group, United States March 01, 2020 - May 21, 2022*</p>	<p>MIS-C¹²⁴</p> <p>Daily MIS-C Cases and COVID-19 Cases Reported to CDC (7-Day Moving Average)</p> <p>The shaded area on the right side of the figure represents the most recent six weeks of data, for which reporting of MIS-C cases is still incomplete.</p>	<p>Deaths by age group^{125, 126}</p> <p>COVID-19 Weekly Deaths per 100,000 Population by Age Group, United States March 01, 2020 - May 21, 2022*</p> <p>Total 1062 deaths with COVID-19 in children 0-17y throughout the entire pandemic, accounting for 0.1% of all deaths in the US. There is marked variation by State/Territory and case fatality rates are between 0-0.01% for the vast majority of States and Territories¹²⁸; e.g. Texas (n=146); Arizona (n=69); California (n=70); Tennessee (n=39); Puerto Rico (n=10); Guam (n=5); Hawaii (n=1); Alaska (n=2).</p>	<p>Genomic surveillance¹²⁷</p> <table border="1"> <thead> <tr> <th>WHO label</th> <th>Lineage #</th> <th>US Class</th> <th>%Total</th> <th>95%CI</th> </tr> </thead> <tbody> <tr> <td>Omicron</td> <td>BA.2</td> <td>VOC</td> <td>99.9%</td> <td>44.9-99.9%</td> </tr> <tr> <td></td> <td>BA.2.12.1</td> <td>VOC</td> <td>47.6%</td> <td>41.5-53.5%</td> </tr> <tr> <td></td> <td>BA.1.529</td> <td>VOC</td> <td>1.2%</td> <td>0.6-2.2%</td> </tr> <tr> <td></td> <td>BA.1.1</td> <td>VOC</td> <td>0.3%</td> <td>0.2-0.4%</td> </tr> <tr> <td>Delta</td> <td>B.1.617.2</td> <td>VBM</td> <td>0.0%</td> <td>0.0-0.0%</td> </tr> <tr> <td>Other</td> <td>Other*</td> <td></td> <td>0.2%</td> <td>0.1-0.3%</td> </tr> </tbody> </table> <p>USA</p>	WHO label	Lineage #	US Class	%Total	95%CI	Omicron	BA.2	VOC	99.9%	44.9-99.9%		BA.2.12.1	VOC	47.6%	41.5-53.5%		BA.1.529	VOC	1.2%	0.6-2.2%		BA.1.1	VOC	0.3%	0.2-0.4%	Delta	B.1.617.2	VBM	0.0%	0.0-0.0%	Other	Other*		0.2%	0.1-0.3%
WHO label	Lineage #	US Class	%Total	95%CI																																		
Omicron	BA.2	VOC	99.9%	44.9-99.9%																																		
	BA.2.12.1	VOC	47.6%	41.5-53.5%																																		
	BA.1.529	VOC	1.2%	0.6-2.2%																																		
	BA.1.1	VOC	0.3%	0.2-0.4%																																		
Delta	B.1.617.2	VBM	0.0%	0.0-0.0%																																		
Other	Other*		0.2%	0.1-0.3%																																		
<p>Hospitalisations in children¹²⁹</p> <p>COVID-NET - Entire Network - 2020-21 - Weekly Rate</p> <p>Any admitted child who is COVID-19 positive is likely to be included, so this is likely to be an overestimation of the number of children needing treatment for COVID-19.</p>	<p>MIS-C Patients By Age Group</p> <p>There have been 8210 cases of MIS-C throughout the entire pandemic, including 68 deaths. The median age of MIS-C cases was 9y and half were between 5-13y.</p>																																					

¹¹⁹ <https://www.cdc.gov/coronavirus/2019-ncov/prevent-getting-sick/prevention.html>
¹²⁰ <https://www.cdc.gov/coronavirus/2019-ncov/community/schools-childcare/k-12-guidance.html>
¹²¹ https://covid.cdc.gov/covid-data-tracker/#vaccinations_vacc-total-admin-rate-total
¹²² <https://covid.cdc.gov/covid-data-tracker/#vaccination-demographics-trends>
¹²³ <https://covid.cdc.gov/covid-data-tracker/#demographicsovertime>
¹²⁴ <https://covid.cdc.gov/covid-data-tracker/#mis-national-surveillance>
¹²⁵ <https://covid.cdc.gov/covid-data-tracker/#demographicsovertime>
¹²⁶ https://www.cdc.gov/nchs/nvss/vsrr/covid_weekly/index.htm
¹²⁷ <https://covid.cdc.gov/covid-data-tracker/#variant-proportions>
¹²⁸ <https://www.aap.org/en/pages/2019-novel-coronavirus-covid-19-infections/children-and-covid-19-state-level-data-report/>
¹²⁹ https://gis.cdc.gov/grasp/COVIDNet/COVID19_3.html





USA: Impact of vaccination on disease incidence

Seven-day incidence per 100,000 population in people who received at least one dose of vaccine, by age group.¹³⁰



Currently, children under age five are not eligible to be vaccinated.

Last Updated: May 21, 2022

Data source: VTrails, IIS, Federal Pharmacy Program, Federal Entities Program, U.S. Census Bureau 10-year July 2019 National Population Estimates; Visualization: CDC CPR DEO Situational Awareness Public Health Science Team

¹³⁰ <https://covid.cdc.gov/covid-data-tracker/#vaccinations-cases-trends>



Authors

Darren Suryawijaya Ong

Research Assistant, Asia-Pacific Health, Murdoch Children's Research Institute

Dr John Hart

Senior Research Fellow, Asia-Pacific Health, Murdoch Children's Research Institute

Professor Fiona Russell

Director, Child and Adolescent Health PhD Program, Department of Paediatrics, The University of Melbourne
Group Leader, Asia-Pacific Health, Murdoch Children's Research Institute

To subscribe and receive the weekly reports, please email: asiapacific.health@mcri.edu.au

Murdoch Children's Research Institute

50 Flemington Rd, Parkville
Victoria 3052 Australia
ABN 21 006 566 972

<https://www.mcri.edu.au/research/themes/infection-and-immunity/asia-pacific-health>